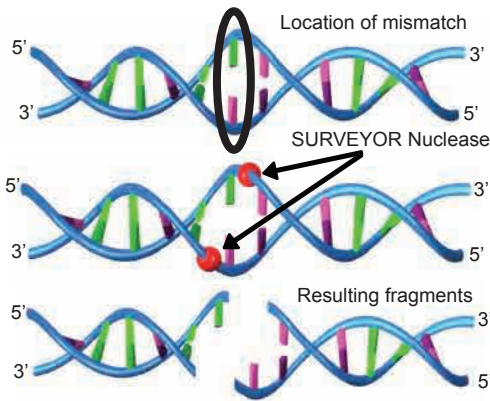


SURVEYOR® Mutation Detection Kit for WAVE® and WAVE HS Systems

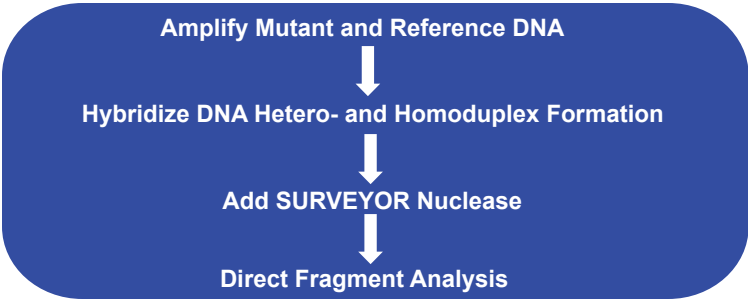
Discover and Detect All Types of Genetic Variations

SURVEYOR Mutation Detection Kits provide a simple, accurate and cost-effective means to scan DNA fragments for mutations with unmatched sensitivity and specificity. SURVEYOR Nuclease is a mismatch-specific endonuclease that recognizes mismatches in heteroduplexed DNA and cleaves both strands on the 3' side of the mismatch site.

Complete kits provide everything you need for mutation detection including: SURVEYOR Nuclease, Buffers, Reagents, Control Plasmids and Primers — all optimized to work together.



Mutation Detection in Four Easy Steps



Designed for Multiple Mutation Discovery Applications

- Somatic, germ-line and mitochondrial mutations
- Insertions, deletions, substitutions and SNPs
- Low-copy mutations and pooled DNA samples

Benefits

- Determines mutation loci
- Eliminates melt-curve analysis and multi-temperature runs
- Saves time and money
 - Streamlines DNA sequencing
 - Decreases sequencing backlog and analysis time
 - Validates sequencing results and analysis
 - Decreases chromatogram analysis by 90%
- No post-PCR or post-reaction clean-up
- High throughput sensitivity and specificity

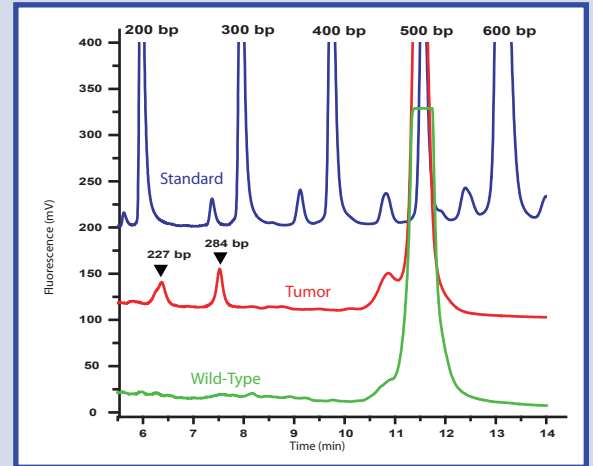


Figure 1. Detection of sequence variant in mitochondrial DNA using SURVEYOR Nuclease and the fragment analysis function of the WAVE HS System.

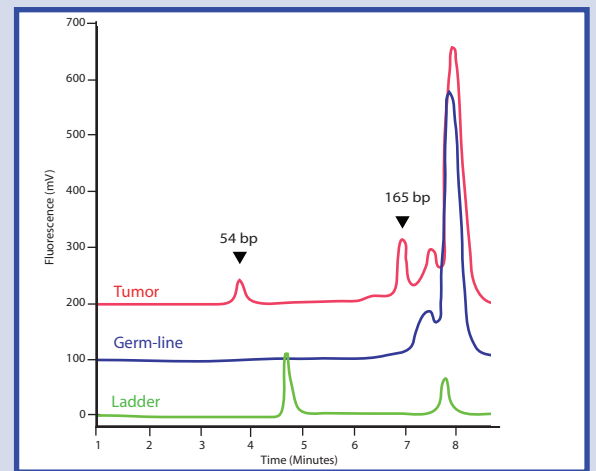


Figure 2. WAVE HS analysis of SURVEYOR Nuclease treated TSC1 exon 20 PCR product from prostate tumor. Analysis indicates that a low minority mutation is present in the sample, and the mutation is approximately 50 bp from one end of the 220 bp PCR product.

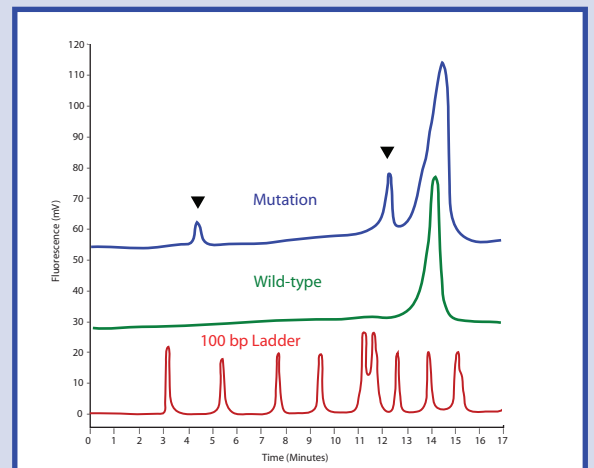


Figure 3. SURVEYOR detection of patient with heterozygous germ-line mutation in the 726 bp amplicon spanning the core promoter region of the PTEN gene – Cowden Syndrome.

SURVEYOR Mutation Detection Kit Components – All Optimized to Work Together

- SURVEYOR Nuclease W
- SURVEYOR Nuclease Enhancer W
- 10 X SURVEYOR Nuclease Reaction Buffer
- Stop Solution
- Control Plasmids and Primers

Products

SURVEYOR Mutation Detection Kit for WAVE and WAVE HS Systems

Quantity	Catalog No.
25 reactions	706035
100 reactions	706030

SURVEYOR Mutation Detection Kits are also available for Capillary Electrophoresis and Gel Electrophoresis platforms.

Related Products

Mutation detection performance and sensitivity of the SURVEYOR Mutation Detection Kits are significantly enhanced by using a proofreading thermostable DNA polymerase for the PCR step. Optimase® Polymerase, available from Transgenomic, was used to develop the optimized protocols for these kits.

	Catalog No.	Quantity
Optimase Polymerase with dNTPs	SP2024	100 units

Automated PCR Protocol Design with Optimase ProtocolWriter™

Amplicon specific PCR protocols can be obtained from <http://www.mutationdiscovery.com>. Simply select Optimase ProtocolWriter, insert the sequence of your primers, select a desired PCR approach and click the Develop PCR Protocol button. Optimase ProtocolWriter calculates and proposes the PCR conditions for the experiment.

Shipping and Storage

SURVEYOR products are shipped frozen. Store product at -20° C in a non-frost-free freezer. Enzyme is guaranteed for a period of 6 months if stored as directed.

Quality Control

Every component has met Transgenomic quality control standards. Refer to the *Certificate of Analysis* for details.

Selected References

1. **Rapid identification of unknown heteroplasmic mutations across the entire human mitochondrial genome with mismatch-specific Surveyor Nuclease** Bannwarth, S., Procaccio, V., Paquis-Flucklinger, V., *Nature Protocols* VOL.1, NO.4 2037-2047. (2006).
2. **Allelic dilution obscures detection of a biologically significant resistance mutation in EGFR -amplified lung cancer.** Engelman, J.A., Mukohara, T., Zejnullahu, K., Lifshits, E., Borrás, A.M., Gale, C.M., Naumov, G.N., Yeap, B.Y., Jarrell, E., Sun, J., Tracy, S., Zhao, X., Heymach, J.V., Johnson, B.E., Cantley, L.C., Janne, P.A., *J. Clin. Invest.* 116, 2695-2706. (2006).
3. **The JAK2 V617F mutation occurs in hematopoietic stem cells in polycythemia vera and predisposes toward erythroid differentiation.** Jamieson, C.H., Gotlib, J., Durocher, J.A., Chao, M.P., Mariappan, M.R., Lay, M., Jones, C., Zehnder, J.L., Lilleberg, S.L., Weissman, I.L. *Proc. Natl. Acad. Sci.* 103, 6224-6229 (2006).
4. **A rapid and sensitive enzymatic method for epidermal growth factor receptor mutation screening.** Janne, P.A., Borrás, A.M., Kuang, Y., Rogers, A.M., Joshi, V.A., Liyanage, H., Lindeman, N., Lee, J.C., Halmos, B., Maher, E.A., Distel, R.J., Meyerson, M., Johnson, B.E. *Clin. Cancer Res.* 12, 751-758. (2006).
5. **Temperature-mediated heteroduplex analysis for the detection of drug-resistant gene mutations in clinical isolates of Mycobacterium tuberculosis by denaturing HPLC, SURVEYOR nuclease.** Shi, R., Otomo, K., Yamada, H., Tatsumi, T., Sugawara, I. *Microbes Infect.* 8, 128-135. (2006).
6. **A new detection method for ATRX gene mutations using a mismatch-specific endonuclease.** Wada, T., Fukushima, Y., Saitoh, S. *Am. J. Med. Genet. A* 140, 1519-1523. (2006).

Corporate Headquarters

Transgenomic, Inc.
12325 Emmet Street
Omaha, NE 68164, USA
Phone: (888) 233-9283 • (402) 452-5400
Fax: (402) 452-5401
Email: info@transgenomic.com

Transgenomic Limited
40 Watt Road, Hillington Park
Glasgow G52 4RY, UK
Phone: +44 (0) 141 892 8800
Fax: +44 (0) 141 883 5967
Email: sales@transgenomic.com



www.transgenomic.com

Document No. 602084-03
10/2008